

Premier Miton Emerging Markets Sustainable Fund

Sustainability Factsheet

(FCA Product Reference 982552)

The Manager of the Fund is Premier Portfolio Managers Limited (FRN 122067)

Date of disclosure 1 April 2025



This document provides you with information about the Manager's approach to sustainability when selecting assets for the Fund to invest in. It is not marketing material and is required under the regulations set out by the Financial Conduct Authority (FCA) as part of its Sustainability Disclosure Requirements (SDR). This document will be updated annually.

The FCA requires funds with a sustainability objective to have a UK sustainable investment label. UK sustainable investment labels help investors find products that have a specific sustainability goal. The Sustainability Impact label indicates that this Fund invests mainly in solutions to sustainability problems, with an aim to achieve a positive impact for people or the planet.

Sustainability goal

The aim of the Fund is to achieve capital growth and demonstrate a positive, measurable social and environmental impact ("Sustainable Impact") over the long term, which we consider to be five years or more. The Fund Managers look to achieve this through investing in and engaging with companies which are developing products and services which address unmet or underserved needs to enable better management and protection of the planet's resources; which reduce inequalities and increase economic resilience; and help people to lead healthier lives. Progress towards achieving the sustainability objective and any negative contributions will be measured and reported at least annually.

The minimum recommended holding term is at least five years. This does not mean that the Fund will achieve the goal over this, or any other, specific time period and there is a risk of loss to the original capital invested. As a result of the strategy used to pursue the Fund's sustainability goal there will be occasions when the financial performance will be different to that of other funds without such a sustainability goal, where there are less limits on what they may hold. It is not envisaged that there will be material negative environmental or social outcomes that may arise from pursuing this objective.

Sustainability approach

A minimum of at least 70% of the Fund will be invested in assets which meet the Fund's sustainability goal, such as companies whose products and services provide solutions to under-served communities in areas of alignment with global sustainable development priorities. The Fund's sustainable development priorities are identified with reference to investable targets which underpin the United Nation's 2030 Agenda for Sustainable Development (SDGs) and are organised into 10 sustainable investment themes, set out below. Companies become eligible if they are investing 20% or more of company capital to deliver products and services which support an identified sustainable development priority. The SDGs address the global challenges that the world faces, including those related to financial inequality, health inequality, climate and environmental degradation and improved global productivity and resilience

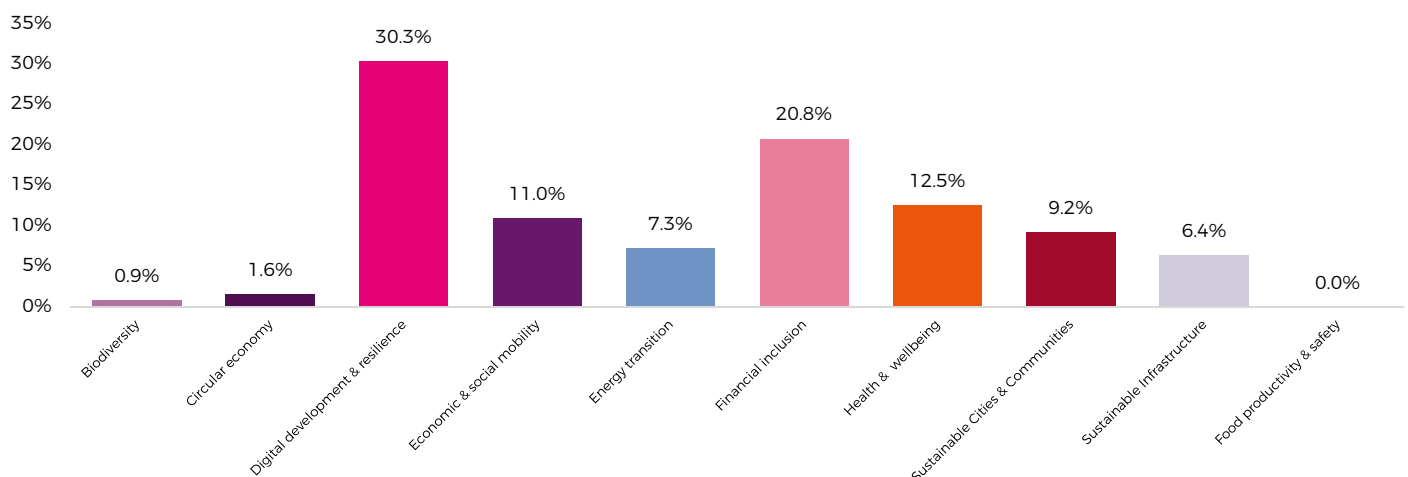
The Fund will not invest in companies which are assessed to have a material negative societal or environmental impact or which conflict with the sustainability goal of the Fund.

These are identified through the use of exclusionary screens which exclude certain business activities, for example where certain levels of revenue come from tobacco, gambling, alcohol production and distribution, oil and gas or coal mining, and a qualitative assessment of each company's management of Environmental, Social and Governance (ESG) risks. More details are available in the Fund's Prospectus and Sustainable Investment Policy.

Stewardship approach: The Fund aims to support and enhance the positive impact of the companies held and aims to buy and hold company shares for the long term and engage with companies to advocate for greater impact.

In addition to company shares, the Fund may hold investments in deposits, cash and near cash, derivatives, warrants, forward transactions and collective investment schemes, which are intended to be used for the purposes of maintaining appropriate liquidity and effective portfolio management.

Portfolio breakdown by sustainable investment theme













Source: Premier Miton/Bloomberg, as at 30.06.2024.

Sustainability metrics

The sustainability metrics set out below are the Key Performance Indicators (KPIs) for the Fund. The fund managers use these KPIs to monitor progress towards the Fund's sustainability goal over a rolling five year time horizon. More information is available in the fund's Sustainable Investment Policy.

In the table below, the company outcome illustrates annual positive impacts enabled by companies held in the Fund on 30 June 2024. The year-on-year change shows the change in outcome for those companies.

		Company outcome	Year on Year change %
	Metric tonnes of CO2e avoided	136,492,879	+51.8
	Previously excluded customers	263,915,872	+26.4
	Gross insurance premiums from previously excluded customers (USD)	40,454,844	-12.8
	Gross loan value disbursed to previously excluded customers (USD)	40,192,041,280	+20.5
	Jobs supported (Indirect)	39,969,017	+82.2
	Patients treated	5,412,019	+69.2
	Research & Development Investment enabled (USD)	196,915,739	+26.2
	Students graduating	129,255	-21.2
	Total GHG emissions per USDm revenue*	9,102	-6.3
	Green-certified GLA M ² **	13,097,260	NA

Source: Premier Miton/Net Purpose, based on portfolio positions as at 30.06.2024. *Total GHG (greenhouse gas) includes scope 1, 2 & 3 emissions. **GLA: gross leasable area and is a measure of real estate space.

Latest documents:

[Fund factsheet](#)

[Sustainable Investment Policy](#)

Sustainability information for Premier Miton Group plc is available here: [Annual report and financial statement](#)

For more information on the firm level approach to responsible investing see: www.premiermiton.com/responsibility

For glossary terms see: <https://www.premiermiton.com/glossary/>

Further information

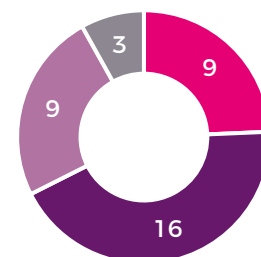
A copy of the Fund's prospectus, Key Investor Information Document (KIID), Taskforce on Climate-related Financial Disclosures (TCFD) report, half-yearly and annual report and accounts and detailed costs and charges (including for all share classes for the Fund) can be found here: [Premier Miton Emerging Markets Sustainable Fund](#) or you can call us on 0333 456 6363 or email us at premiermiton_enquiry@ntrs.com to have copies of these documents sent to you. The Fund is authorised in the United Kingdom and regulated by the Financial Conduct Authority.

Issued by Premier Portfolio Managers Limited, (registered in England no. 01235867), authorised and regulated by the Financial Conduct Authority, a member of the Premier Miton Investors marketing group and a subsidiary of Premier Miton Group plc (registered in England no. 06306664). Registered office: Eastgate Court, High Street, Guildford, Surrey GU1 3DE. 015935/310325

The investor contribution demonstrates the fund managers' engaged stewardship aiming to support and enable the positive impact of the companies held in the Fund.

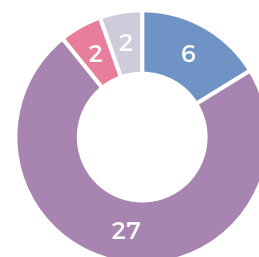
In the 12 months to 30 June 2024, the fund managers conducted 141 meetings with company management teams, with specific sustainability topics discussed 72% of the time. They also undertook 37 engagements to support the sustainability goal. The charts below show how these were broken down by overall topic and how far the engagement has progressed.

Engagement activity by topic



- Environment
- Governance
- Impact
- Social

Engagement progress



- None
- Ongoing
- Substantial
- Successful

Source: Premier Miton, data from 30.06.2023 to 30.06.2024.

Holding periods

76% of the companies held by the Fund by value have been held since the Fund was launched on 21 April 2023. The table shows the number of companies held for more than 1 year. This illustrates the intention to hold investments for the long term.

Less than 6 months	6 months to 1 year	More than 1 year
5	4	34 ¹

¹This includes two lines of Taiwan Semiconductor: local listing and US listed ADR.